




Gets you there.

MULTITRAILER®

EXTENDIBLE SEMI LOW LOADER WITH WHEEL WELLS



FLEXIBILITY **THAT GETS YOU THERE**

Nootboom has expanded its SMART programme with the new OSDS-48-03V(EBW) extendible lightweight semi low loader with wheel wells. This 3-axle semi low loader with self-tracking axle has a payload of up to 39 tonnes at 80 km/h. By applying a new concept of this semi low loader with 4,750 mm extendable loading floor, a very low deadweight of only 8,700 kg has been achieved. From now on, due to the deep wheel wells, also larger types of wheel loaders and articulated dump trucks up to 39 tonnes can be transported with this semi low loader, where previously this was only possible with a low loader. In addition, this OSDS-48-03V(EBW) is multifunctional, such as for the transport of divisible loads, containers and tracked construction machines. The short axle distance between the 1st and 2nd axle of only 2,260 mm contributes to optimal manoeuvrability. Another benefit is because this semi low loader is produced in our SMART series, the purchase price is up to 50% lower than a low loader.


Nootboom. Gets you there.

WWW.NOOTEBOOM.COM

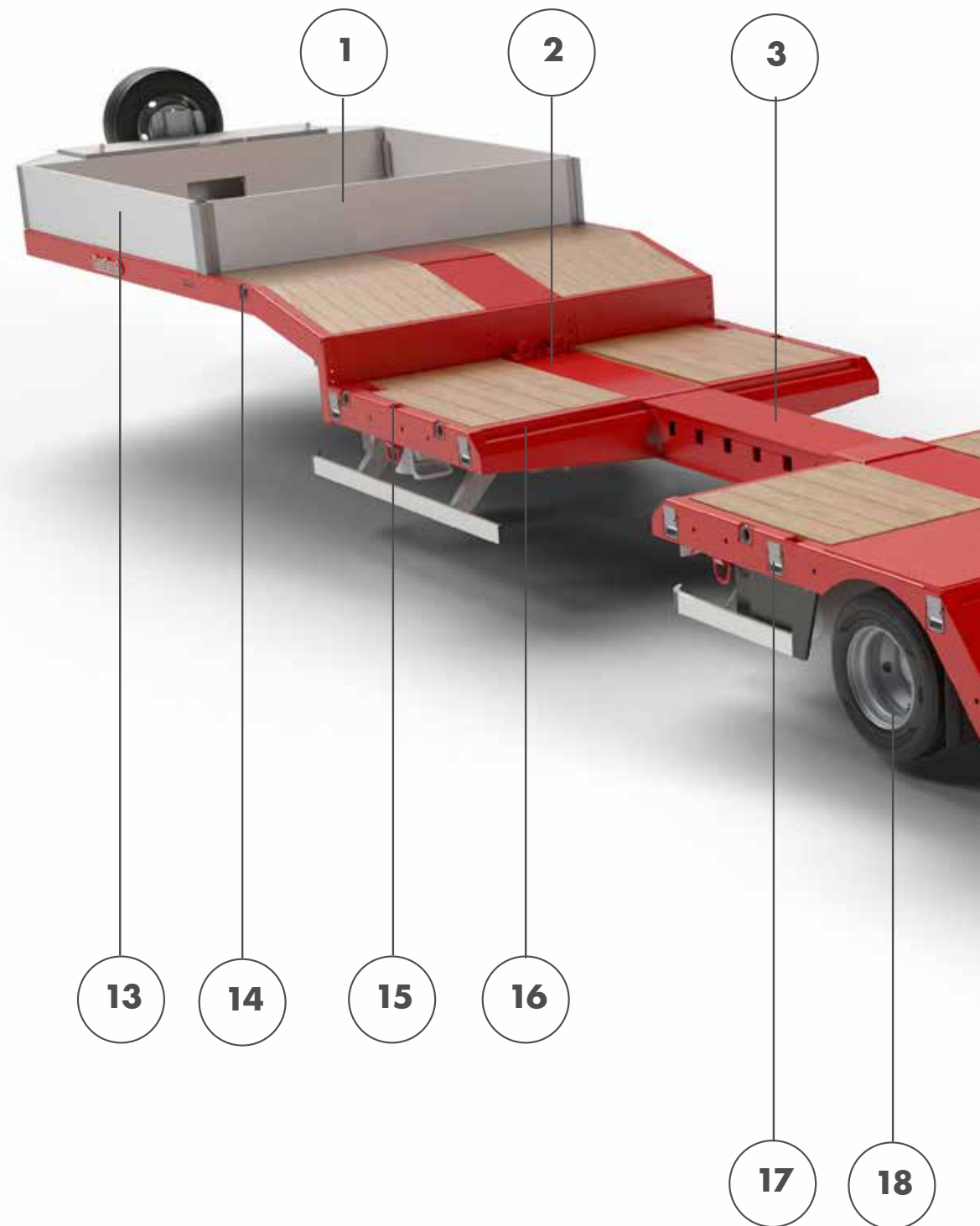


Your advantages with the OSDS-48-03V(EBW)

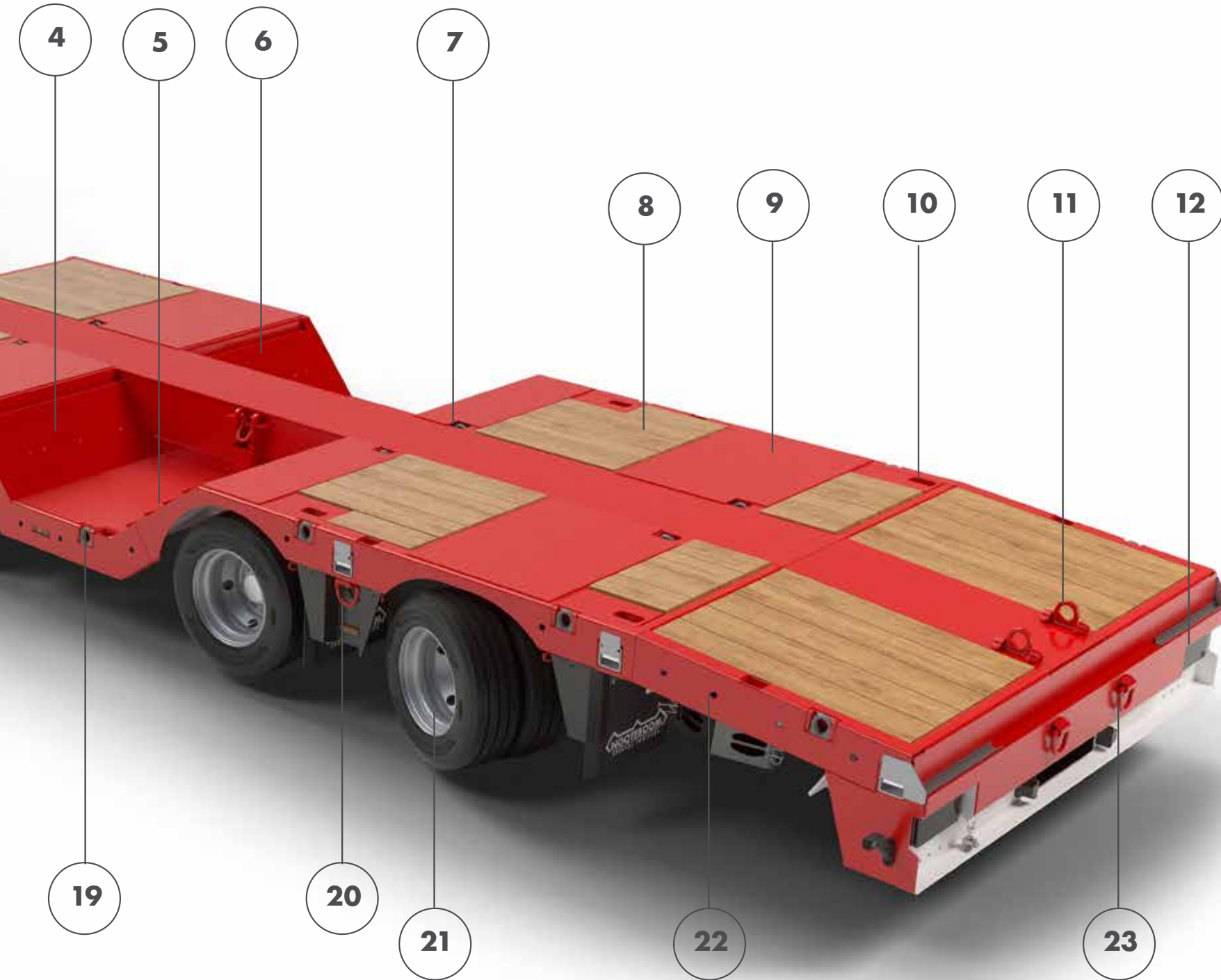
- Very low deadweight from approx. 8,700 kg
- High payload up 39 tonnes at 80km/h
- Load floor 4,750 mm extendible
- Executed with self-tracking axle
- Excellent manoeuvrability due to short axle distance between the 1st and 2nd axle of only 2,260 mm
- Suitable for divisible and indivisible loads
- Multifunctional use for the transport of wheel loaders, containers and tracked construction machines
- Universal for all brands and types of wheel loaders and articulated dumpers
- Wheel wells with 400 mm depth for very low transport height
- Optimal weight distribution between fifth wheel load and axle load due to position of the wheel wells and extend hole
- The asymmetric shape of the wheel wells with slope of only 35 degrees makes it easier to exit a wheel loader from a standstill
- Wheel wells equipped with steel cross ribs for maximum grip
- Loading floor fitted with a hardwood floor for maximum grip
- Easy loading and unloading due to long 1,150 mm rear beaver
- TÜV-lashing eyes 8,000 daN in load floor (22 pieces) and 5,000daN in gooseneck
- Very complete standard equipment, including holes for intermediate locks, lashing holes in side rave and sliding width enlargers, etc.
- Wide option program, such as removable intermediate tables, hydraulic or aluminium ramps, lift axle front axle, storage trays and toolboxes, etc.
- Extremely strong chassis with excellent torsional stiffness
- Extremely durable conservation, chassis completely hot metal zinc sprayed
- High quality, only A-brand components used
- Reliable, robust and durable
- Purchase price up to 50% lower than that of a low loader
- Lowest operational costs



- ① Toolbox with side doors (optional)
- ② Lashing eyes 13,400 daN (optional)
- ③ Extendible 0-4,750 mm
- ④ Cross ribs for extra grip
- ⑤ 35° slope for easy unloading
- ⑥ Wheel wells 400 mm deep
- ⑦ Lashing eyes 8,000daN
- ⑧ Hardwood between axles
- ⑨ Checker plate above tires
- ⑩ Holes for intermediate locks 20'/30'/40'
- ⑪ Lashing eyes 13,400 daN (optional)
- ⑫ LED taillights
- ⑬ Alu boards (optional)
- ⑭ Lashing eyes 5,000 daN
- ⑮ Stake pockets
- ⑯ Chamfered endings
- ⑰ Sliding width enlargers
- ⑱ Lift axle (optional)
- ⑲ Lashing eyes 8,000 daN
- ⑳ Ferry rings (optional)
- ㉑ Self tracking axle
- ㉒ Lashing holes 30mm
- ㉓ Ferry rings (optional)

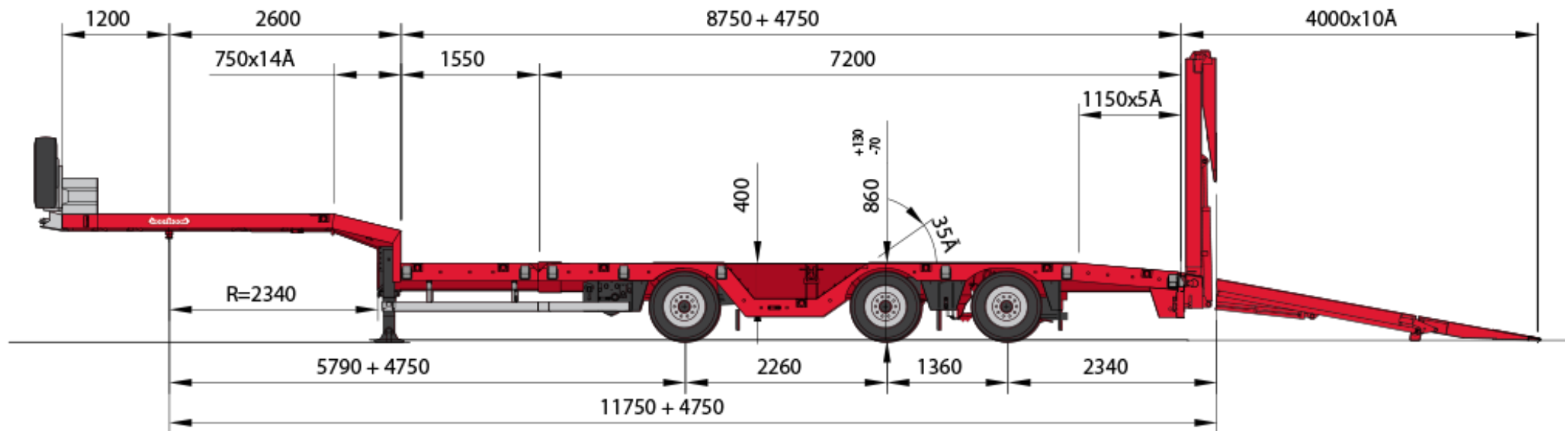


OSDS-48-03V(EBW) semi low loader with wheel wells



COMPLETE SPECIFICATION

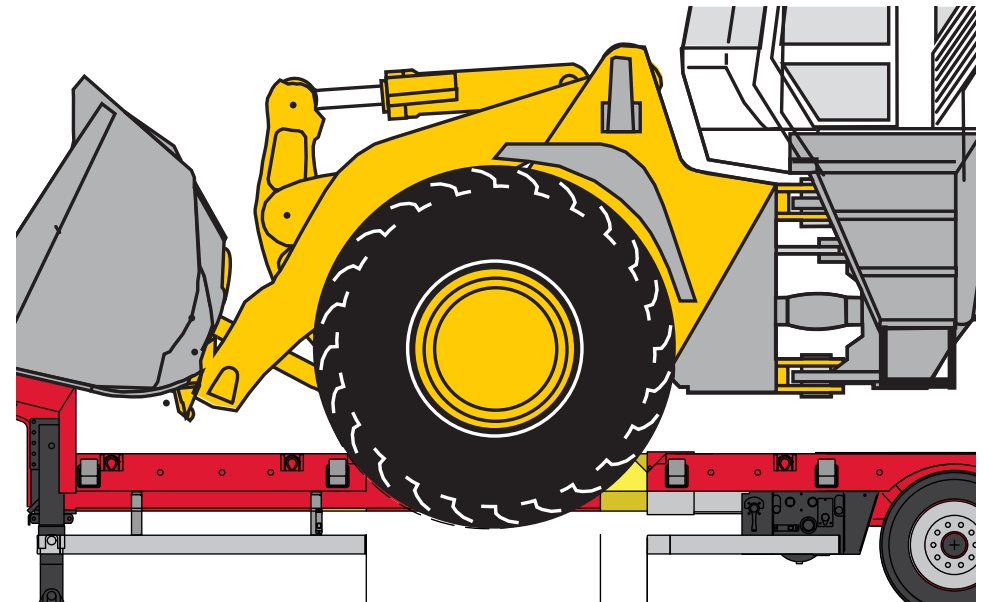
The OSDS-48-03V(EBW) semi low loader is exceptionally strong and has excellent torsional stiffness. The chassis has a long-lasting durable preservation and has a fully hot metal zinc spray. This increases the lifetime of the trailer and contributes to a higher residual value. The high quality is further reflected in the use of only top-quality A-brand components, as e.g. Jost landing legs, SAF axles, Hella lighting, Goodyear tyres and Wabco braking system. The semi low loader has complete standard equipment, including sliding outrigger consoles in the loading area, and can be optimised as required with the available options. Available options include a lift axle, removable intermediate tables, toolbox on the gooseneck, ferry rings, aluminum boards, ramps, storage trays and toolboxes under the loading floor.





ASYMMETRIC WHEEL WELLS

The asymmetric shape of the wheel wells makes it easier to unload wheeled loaders from the wheel wells, for example. The special inclination angle of only 35 degrees of the 400 mm deep wheel well facilitates exit from a standstill. In addition, these easy access wheel wells are equipped with steel cross ribs that provide maximum grip when driving in and out. The position of the wheel wells also provides optimal weight distribution between the gooseneck and the axle bogie. The wheel well dimensions are suitable for all common brands and types of wheel loader with different tyre diameters, axle distances and weights. For example a CAT 980K, a Doosan DL500, a Liebherr L586, a Volvo L220G, a Hitachi ZW370 or a Komatsu A500-6. These are just some examples of large and heavy wheel loaders that can be transported with this OSDS-48-03V(EBW).



VARIABLE WHEEL WELLS

The front wheel well is created by extending the loading floor. Using the optional sliding bolster with chamfered edges, the required space can be adapted to the tyre size and wheelbase of the wheel loader or dumper to be transported.



EASY LOADING AND UNLOADING

The long 1,150 mm rear beaver with high ground clearance makes loading and unloading machines extremely easy. For maximum grip, the loading floor is fitted with a hardwood floor wherever possible. For the loading and unloading of construction machines, the customer has a wide choice of ramps, ranging from 2.4-metre long aluminum ramps to automatically hydraulic folding 5-metre long ramps. For extra-wide machines, the hydraulic ramps and the standard sliding outrigger consoles can be extended to over 3 metres. In the case of aluminum ramps, they can be hooked up to a width of more than 3 metres. Smaller machines can also be driven onto the gooseneck using the special hook on ramps.



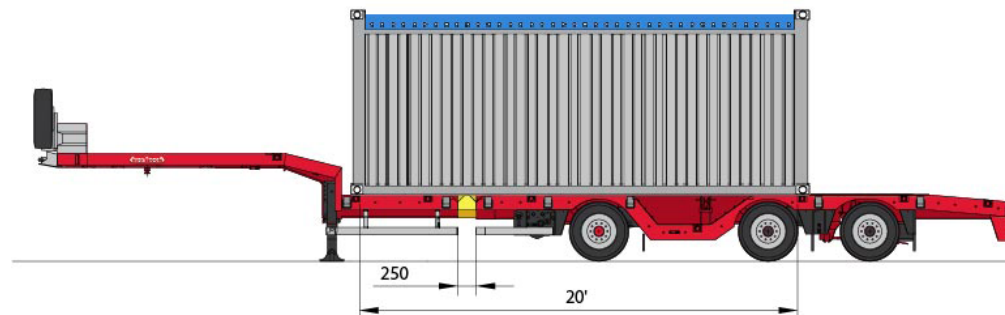
LOAD SECURING

To secure the load, the semi-trailer is equipped with various TÜV-certified lashing eyes. Nooteboom set a new standard with these patented lashing eyes. They comply with international standards, allowing the load to be optimally secured in all directions. The gooseneck, for instance, is equipped with 5,000 daN TÜV lashing eyes, and the load floor has no fewer than 22 pieces of 8,000 daN TÜV lashing eyes spread over the side rails and the centre beam of the trailer. In addition to these lashing eyes, lashing holes have been provided in the side rails for the attachment of lashing straps. Furthermore, the semi-trailer has optional all-round rope hooks under the side rails. As an option, this can be further enhanced with extra-strong 13,400 daN TÜV-certified lashing rings at the front and rear of the loading surface. Every conceivable load can be optimally secured on the OSDS-48-03V(EBW) with the highest safety standards.

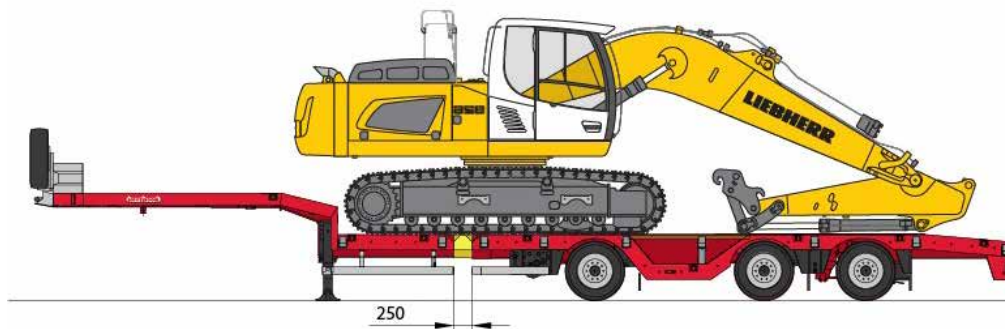
MULTIFUNCTIONAL

The semi low loader is very multifunctional. It is not only limited to the transport of wheel loaders and dumpers, but also divisible loads, containers and tracked construction machines. If necessary, the wheel wells can easily be closed, creating a completely flat loading floor. For this purpose, removable galvanised supports with integrated sliding width enlargers and hardwood floor boards are available. As an option, the wheel wells can also be completely filled with hardwood parts. The semi low loader is equipped as standard with 3 pairs of holes for intermediate locks, so that 20', 30' and 40' containers can also be transported.

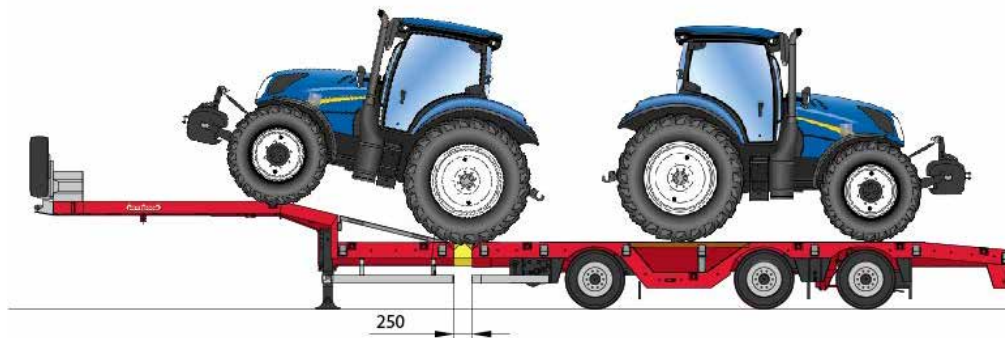
LOADED WITH A STANDARD ISO 20-FEET CONTAINER



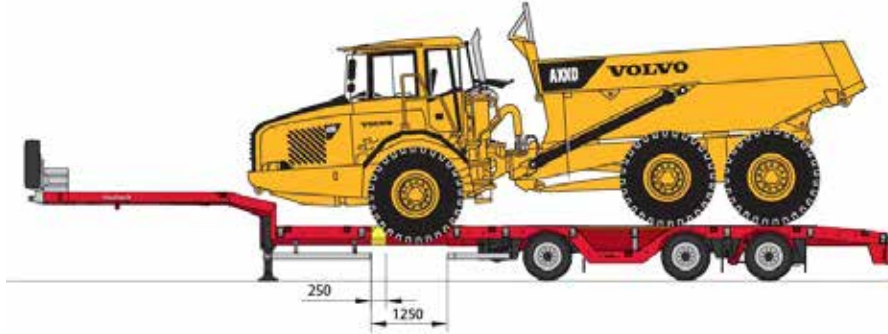
LOADED WITH A LIEBHERR R-926 CRAWLER EXCAVATOR



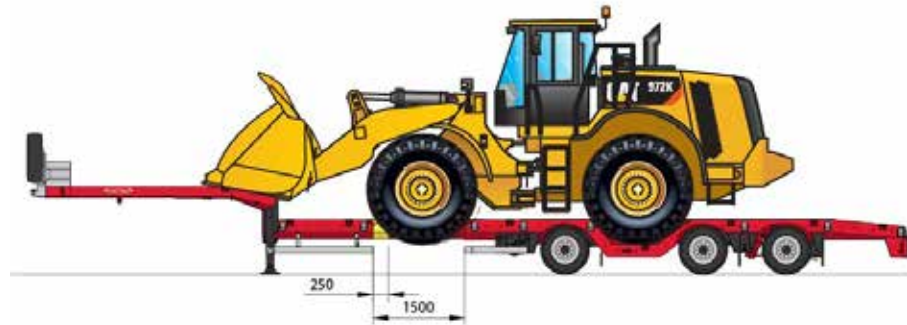
LOADED WITH TWO NEW HOLLAND T6 AGRICULTURAL



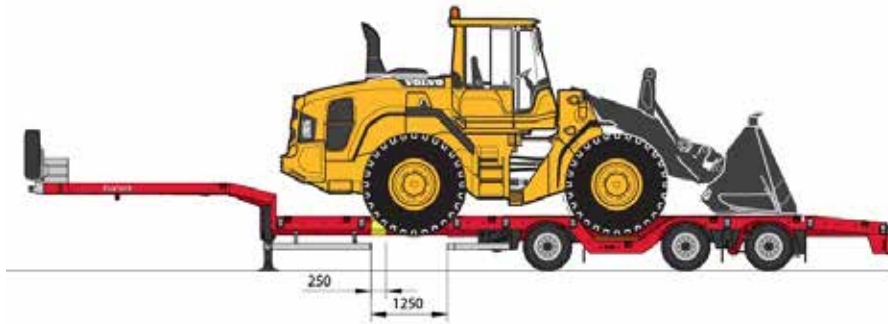
LOADED WITH A VOLVO A30D ARTICULATED HAULER



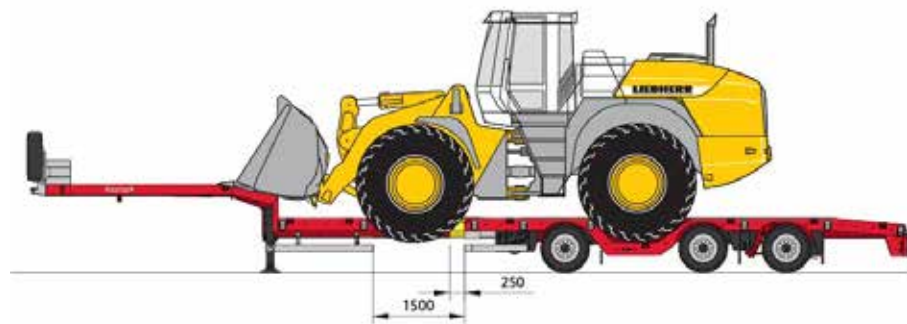
LOADED WITH A CATERPILLAR 972K WHEEL LOADER



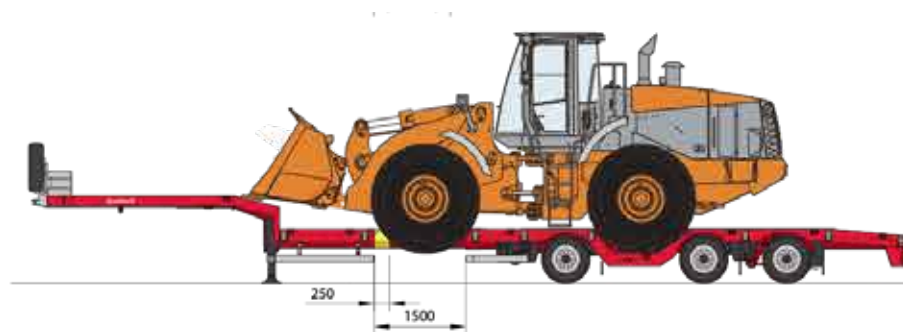
LOADED WITH A VOLVO L120 WHEEL LOADER



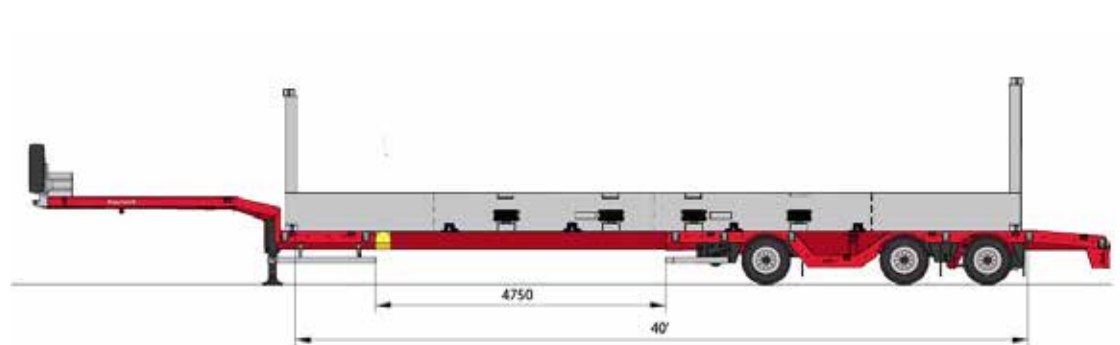
LOADED WITH A LIEBHERR L 580 WHEEL LOADER



LOADED WITH A HITACHI ZW310 WHEEL LOADER



LOADED WITH A 40-FOOT FLATRACK



Nooteboom Trailers B.V.

Nieuweweg 190, 6603 BV Wijchen, The Netherlands
Tel. +31 24 6488864, E-mail info@nooteboom.com
www.nooteboom.com

